


35th 35th 35th 35th

35th  
**NEDERBURG**  
AUCTION  N

2009









# Summary of Prices

Total Auction Sales		2009		2008		2007	
		R 4,021,920		R 4,790,230		R 5,130,080	
			Average Price		Average Price		Average Price
<b>Total</b>	Cases	4,789	840	5,496	872	5,287	970
	9-Litres	3,660	1,099	3,771	1270	3,633	1,411
<b>Dry White Wine</b>	Cases	1,016	598	1370	617	1232	578
	9-Litres	722	842	904.33	935	836	853
<b>Noble Late Harvest</b>	Cases	236	829	291	906	310	1,076
	9-Litres	116	1,694	141.67	1861	140	2,382
<b>Red Wine</b>	Cases	3,407	918	3,543	977	3,313	1,130
	9-Litres	2,753	1,136	2,547	1359	2,401	1,559
<b>Fortified Wine</b>	Cases	60	416	131	344	155	452
	9-Litres	30	833	65.5	689	87	801
<b>Port</b>	Cases	50	1,134	131	1054	147	1,098
	9-Litres	30	1,890	97.67	1414	93	1,726
<b>Method Cap Classique</b>	Cases	20	427	30	1200	110	869
	9-Litres	10	854	15	2400	55	1,738



# Highest Prices Paid


Category	Year	Wine Description	Case size	Rand price per case
<b>Dry White</b>	2003	Iona Sauvignon Blanc 2001	6 x 750 ml	1,250
	2004	Hamilton Russell Chardonnay 2001	6 x 750 ml	1,600
	2005	Warwick "Professor Black" Sauvignon Blanc 2004	6 x 750 ml	4,300
	2006	Mulderbosch Chardonnay Barrel Fermented 2002	6 x 750 ml	1,400
	2007	Cape Point Sauvignon Blanc 2004	6 x 750 ml	1,800
	2008	Hamilton Russell Vineyards Chardonnay 2003	6 x 750 ml	1,800
	<b>2009</b>	<b>Jordan Nine Yards Chardonnay 2006</b> <b>Vergelegen White 2005</b>	<b>6 x 750 ml</b> <b>6 x 750 ml</b>	<b>1,500</b> <b>1,500</b>
<b>Semi-Sweet</b>	2003	Nederburg Gewurz/Weiss Ries. SLH Pvt Bin S354 1999	12 x 750 ml	510
	2004	Nederburg Auction Reserve Gewurz/Weiss Ries 2000	12 x 750 ml	410
	2005	<i>None</i>		
	2006	Nederburg Auction Reserve Gewurz/Weiss Ries 2000	12 x 750 ml	800
	2007	Nederburg Private Bin Muscadel/Chenin Blanc S333 Special Late Harvest 1998	12 x 750 ml	800
	2008	<i>None</i>	-	-
	<b>2009</b>	<b><i>None</i></b>		



# Highest Prices Paid


Category	Year	Wine Description	Case size	Rand price per case
Red Wine	2003	Lanzerac Pinotage 1968	6 x 750 ml	7,000
	2004	Lanzerac Pinotage 1964	6 x 750 ml	6,200
	2005	Nederburg Selected Cabernet Sauvignon 1962	6 x 750 ml	26,000
	2006	Zonnebloem Cabernet Sauvignon 1966	6 x 750 ml	8,500
	2007	Zonnebloem Cabernet Sauvignon 1967	6 x 750 ml	16,000
	2008	Zonnebloem Cabernet Sauvignon 1964	3 x 750 ml	7,000
	<b>2009</b>	<b>Chateau Libertas 1959</b>	<b>6 x 375ml</b>	<b>23,000</b>
Port	2003	Monis Collector's Port Stamp Collection 1948	6 x 750 ml	7,400
	2004	Monis Collector's Port Stamp Collection 1948	6 x 750 ml	12,000
	2005	Monis Collector's Port Double Stamp Collection 1948	6 x 750 ml	14,500
	2006	Monis Collector's Port Stamp Collection 1948	6 x 750 ml	19,000
	2007	Monis Collector's Port Stamp Collection 1948	6 x 750 ml	20,000
	2008	Monis Port 1948	6 x 750 ml	21,000
	<b>2009</b>	<b>Monis Port 1948</b>	<b>6 x 750ml</b>	<b>11,000</b>



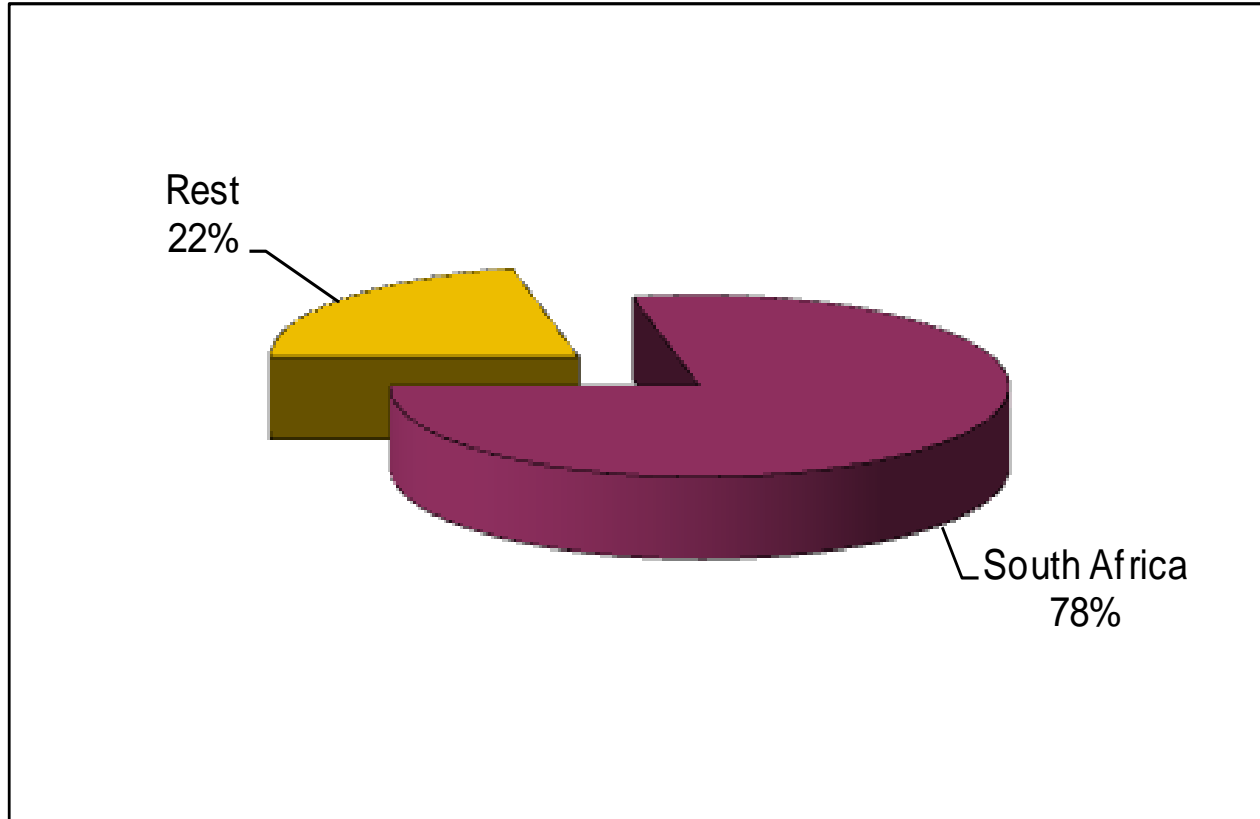


# Highest Prices Paid

Category	Year	Wine Description	Case size	Rand price per case
<b>Methode Cap Classique</b>	2003	MCC Sparkling Pongracz 1992	1 x 3 L	740
	2004	JC le Roux Pinot Noir 1990	1 x 3 L	530
	2005	JC le Roux Chardonnay MCC 1989	1 x 3 L	1,300
	2006	Graham Beck Brut Methode Cap Classique 1994	4 x 1.5 L	1,700
	2007	Graham Beck Brut Blanc de Blanc 2001	6 x 750 ml	1,800
	2008	Graham Beck Blanc de Blanc 2001	6 x 750 ml	1,200
	<b>2009</b>	<b>Old Vines Vintage Brut 2004</b>	<b>6 x 750 ml</b>	<b>550</b>
<b>Noble Late Harvest</b>	2003	Klein Constantia Vin de Constance 1986	6 x 750 ml	6,600
	2004	De Wetshof Edeloes 1998	6 x 750 ml	1,800
	2005	Klein Constantia Vin de Constance 1986	6 x 750 ml	11,200
	2006	Nederburg Edelkeur (Chenin Bl Noble Late Harvest) 2003	12 x 375 ml	1,700
	2007	Nederburg Edelkeur 1977	12 x 375 ml	5,000
	2008	Klein Constantia Vin de Constance 1992	6 x 500 ml	5,800
	<b>2009</b>	<b>Nederburg Edelkeur 1979</b>	<b>12 x 375ml</b>	<b>3,500</b>



# Sales: SA & Rest









# Sales: SA & Rest

Sales: SA & Rest	2009			2008		
	No. of cases	Rand Value	% of Total	No. of cases	Rand Value	% of Total
South Africa	3,451	2,886,640	71.76	4,280	3,688,000	77
Angola	2	9,100	0.23	23	26,480	0.55
Brazil	-	-	-	143	162,020	3.38
Ethiopia	60	41,980	1.04	-	0	0
Kenya	9	7,000	0.17	-	0	0
Mauritius	76	42,660	1.06	62	61,440	1.28
Namibia	148	122,280	3.04	135	105,770	2.21
Russian Fed.	33	26,320	0.65	4	3,500	0.07
Sweden	8	8,740	0.22	73	54,840	1.14
Taiwan	-	-	-	425	314,670	6.57
Finland	-	-	-	6	6,000	0.13
Netherlands	-	-	-	5	5,500	0.11
Zambia	-	-	-	340	362,510	7.57
Togo	11	9,050	0.23			
United Kingdom	260	224,800	5.59			
Nigeria	56	58,500	1.45			
Mozambique	37	24,860	0.62			
Denmark	275	216,850	5.39			
Botswana	363	343,140	8.53			
	<b>3,787</b>	<b>4,021,920</b>	<b>100</b>	<b>5,496</b>	<b>4,790,730</b>	<b>100</b>



# Top 10 Buyers


Rank	Paddle No	Buyer Name	Purchases		Rand Value	% of Total Sales
			Lots	Cases		
1	520	Makro DC Chloorkop	85	671	544,880	14
2	26	Checkers Brackenfell 2701 Grocer	44	552	410,850	10
3	817	C.A.Sales & Distribution (Ned Auct)	45	363	343,140	9
4	317	Spar DC Eastern Cape	52	391	324,320	8
5	833	Tesco(AUCTION)	8	260	224,800	6
6	836	Amka Vinimport	16	275	216,850	5
7	99	Spar DC Ottery	24	136	144,710	4
8	705	Woermann Brock & Co Main Account	44	148	122,280	3
9	559	Sun International (S.A) Ltd	31	127	117,250	3
10	418	The Spar Group Ltd - Head Office	28	93	104,740	3
<b>Total Top 10</b>			377	3,016	2,553,820	63.50



# Unsold Lots

890 (15 % of the total)

Type	Cases	% Unsold
Dry white	197	22%
Noble Late Harvest	26	3%
Red	651	73%
Fortified	16	2%
Grand Total	890	100%



# Buyer Statistics

	<b>2003</b>	<b>2004</b>	<b>2005</b>	<b>2006</b>	<b>2007</b>	<b>2008</b>	<b>2009</b>
<b>Registered</b>	235	245	193	186	147	131	124
<b>Successful</b>	152	152	113	107	107	86	80
<b>Unsuccessful</b>	83	93	80	79	43	45	44